


































**Annex 2 - Community Safety Overview and Scrutiny Committee Equality Performance Indicators Quarter 2 Update.**

Housing	2011/12	2012/13	2013/14	2014/15	Trend	Y&H	GB	Comparators
Members of Landlord Accreditation Scheme			25	97 (Sept)				
% of Care Leavers at 19 in suitable accommodation	100%	100%	100%	92% (Sept)		89%	88%	86.8%
Homelessness	2011/12	2012/13	2013/14	2014/15	Trend	Y&H	GB	Comparators
Number of homeless households in temporary accommodation	99 (Sept 11)	109 (Sept 12)	90 (Sept 13)	67 (Sept 14)				
Number of homeless households with dependent children in temporary accommodation SNAPSHOT	53	47	44	N/A				
Number of households for whom positive action has prevented homelessness	189 (April-Sept 11)	175 (April-Sept 12)	104 (April-Sept 13)	108 (April-Sept 14)				
Number of 16-17 year olds accepted as homeless	20	2	1	0				
Number formally presenting as homeless		104 (April-Sept 12)	99 (April-Sept 13)	81 (April-Sept 14)				

Number of Households accepted as homeless	87 (April- Sept)	69 (April- Sept)	54 (April- Sept)	43 (April- Sept)				
Homelessness	2011/12	2012/13	2013/14	2014/15	Trend	Y&H	GB	Comparators
<b>Numbers of Households accepted as homeless where the main priority need category is:</b>								
- Dependent children	39 Apr- Sept)	32 (April- Sept)	26 (April- Sept)	25 (April- Sept)				
- Pregnancy	10 (Apr- Sept)	11 (Apr- Sept)	7 (Apr- Sept)	1 (Apr- Sept)				
- Young Person (16-17 or care leaver 18-20)	14 (Apr- Sept)	1 (Apr- Sept)	1 (Apr- Sept)	2 (Apr- Sept)				
- Vulnerable due to Old Age	0(Apr- Sept)	5 (Apr- Sept)	0 (Apr- Sept)	0 (Apr- Sept)				
- Vulnerable due to Physical disability	14 (Apr- Sept)	13 (Apr- Sept)	8 (Apr- Sept)	6 (Apr- Sept)				
- Vulnerable due to Mental illness or disability	5 (Apr- Sept)	4 (Apr- Sept)	9 (Apr- Sept)	4(Apr- Sept)				
- Domestic violence	1 (Apr- Sept)	3 (Apr- Sept)	3 (Apr- Sept)	2 (Apr- Sept)				
Other	4 (Apr- Sept)	0 (Apr- Sept)	0 (Apr- Sept)	3 (Apr- Sept)				

Homelessness	2011/12	2012/13	2013/14	2014/15	Trend	Y&H	GB	Comparators
<b>Ethnicity</b>								
White		63 (Apr-Sept)	40 (Apr-Sept)	39 (Apr-Sept)				
African Caribbean		1 (Apr-Sept)	Change of Definition					
Indian Pakistani Bangladeshi		0 (Apr-Sept)						
Other Ethnic Origin		0 (Apr-Sept)						
Ethnic Origin Not Known		5 (Apr-Sept)	11 (Apr-Sept)	1 (Apr-Sept)				
Black	Change of Definition		2 (Apr-Sept)	1 (Apr-Sept)				
Asian			0 (Apr-Sept)	0 (Apr-Sept)				
Mixed Other			2 (Apr-Sept)	2 (Apr-Sept)				

Homelessness	2011/12	2012/13	2013/14	2014/15	Trend	Y&H	GB	Comparators
<b>Numbers of Households accepted as homeless - age of applicant:</b>								
16-24		19(Apr-Sept)	14 (Apr-Sept)	14(Apr-Sept)				
25-44		38(Apr-Sept)	23(Apr-Sept)	22 (Apr-Sept)				
45-59		12(Apr-Sept)	15 (Apr-Sept)	6 (Apr-Sept)				
60-64		0(Apr-Sept)	2 (Apr-Sept)	1 (Apr-Sept)				
65-74		0(Apr-Sept)	0 (Apr-Sept)	0(Apr-Sept)				
75+		0(Apr-Sept)	0 (Apr-Sept)	0 (Apr-Sept)				

Housing	2011/12	2012/13	2013/14	2014/15	Trend	Y&H	GB	Comparators
Number of council homes let by direct exchange	199	216	248	77 (Aug)				
Number of active applicants on North Yorkshire Home Choice who are registered with CYC (Waiting List)	3972	4692	2420	1207 (July)				
% of white British on waiting list	90.4%	89.7%	88.0%	87% (July)				
% of BAME on waiting list	8.6%	9.3%	11.0%	13% (July)				
Number BAME accessing council housing and %	33/628	36/562	28/614	10/237 (July)				
	5.3%	6.4%	4.60%	4.22% (July)				
% of people on waiting list with a disability	14.7%	17.6%	25.1%	28.4% (July)				
% of Young People on waiting list 16-24	20.9%	17.4%	16.3%	16% (July)	